

TECHNICAL VENUE RIDER SAAL

(8 PAGES), UPDATED 15. APRIL 2010

FOR QUESTIONS ABOUT THIS RIDER AND THE WHOLE THING PLEASE CONTACT MARC FREY OR ORHAN GÜL:

E-MAIL: TECHNIK@KIFF.CH

PHONE: +41 (0)62 822 16 36

FAX: +41 (0) 62 822 05 53

STAGE

STAGEAREA ON ROSTRA-UNITS (NORMAL SETUP/CONCERT SETUP)

ROSTRA-UNITS	WOODEN, BLACK, 2X1M
ROSTRA-UNITS HEIGHT	0.75M
RISER-UNITS	5X WOODEN, BLACK, 2X1M
RISER-UNITS HEIGHT	VARIABLE
STAGE WIDTH	9M
STAGE DEPHT	5M
STAGE SIZE	45M ²
HEIGHT CLEARANCE	2.97M
HEIGHT CLEARANCE (LIGHT-BARS)	4.10M
SIDESTAGE RIGHT SIDE	3M (STAIRS TO DRESSING ROOMS)
SIDESTAGE LEFT SIDE	4M
BACKDROP AND SIDE CURTAINS	BLACK (FLAME RETARDANT)
FRONT CURTAIN	BLACK (FLAME RETARDANT)
DRESSING ROOM	47M ² , ONE FLOOR UNDER THE STAGE

STAGEAREA ON FLOOR (THEATRE SETUP)

FLOOR	WOODEN (NOT SPRUNG)
STAGewidth	9 M
STAGEDEPTH	8 M
HEIGHT CLEARANCE TO CEILING	5.47 M
HEIGHT CLEARANCE TO LIGHTS	3.47 M
BACKDROP AND SIDE CURTAINS	BLACK (FLAME RETARDANT)
DRESSING ROOM	47 M ² , ONE FLOOR UNDER THE STAGE

SOUND

SWISS LOUDNESS LAW

PLEASE NOTE THAT ACCORDING TO A
STRICT SWISS LAW RESPECTIVE THE LOUDNESS,
NO BAND SHALL EXCEED
LEQ60 100 DB(A)
AND THE TOPS NEVER EXCEED THE LIMIT OF
125 DB(A) AT ANY TIME.

WE THANK YOU IN ADVANCE FOR YOUR COOPERATION!

PA

FRONT

8KW

SPEAKERS	4 EAW KF 600I 15"/10"/1" 4 OUTLINE VICTOR LIVE 2X18" 2 SR TECHNOLOGY 8"/1"	TOP SUB DELAYLINE
----------	--	-------------------------

AMPS	1 CROWN MACROTECH 2402 1 LAB GR. FP3400 1 LAB GR. FP6400 2 CROWN MACROTECH 5002 1 ALTO MISTRAL900	HIGH MID LOW SUB DELAYLINE
------	---	--

CONTROLLER	1 BIAMP NEXIA SP CONTROLLER (4 IN/8 OUT)
------------	--

REAR

2KW

SPEAKERS	2 EAW KF 600 15"/10"/1"	TOP
----------	-------------------------	-----

AMPS	1 C-AUDIO SR404 1 OUTLINE EX1500 1 LAB GR. FP3400	HIGH MID LOW
------	---	--------------------

CONTROLLER	1 BSS OMNIDRIVE FDS-388 (4 IN/8 OUT)
------------	--------------------------------------

MONITORING/FOLDBACKS 8 WAYS FROM FOH

SPEAKERS	8 OUTLINE STAGE 15PLUS 350W 1 EAW DRUMFILL 500W	WEDGES
----------	--	--------

AMPS	3 C-AUDIO SR 606 STEREO 1 TRACE ELLIOT STEREO
------	--

FOH

DESK	SOUNDCRAFT MH3 48/12/3 (8 VCA'S)
EQ	1 BSS FCS-960 STEREO 30-BAND FRONT 1 TC ELECTRONIC EQ STATION (8 CHAN.) MONITORING
DYNAMICS	1 DRAWNER DS 404 QUAD GATE 2 DRAWNER DL 241 DUAL COMPRESSOR 1 DRAWNER DL 441 QUAD COMPRESSOR
FX	1 YAMAHA SPX 90 1 YAMAHA SPX 990 1 LEXICON MPX 1 1 T.C. D-TWO
PLAYBACK/RECORDING	1 HHB UDP-89 DVD-PLAYER 1 SONY DAT RECORDER 1 CD PLAYER
STAGEBOX/MULTICORE	56 CHANNELS (TWO MULTICORES: 32+24 SENDS) 2 RETURNS ON STAGEBOX

SOUND SOURCES

MICROPHONES	2 SHURE WIRELESS SM58 1 SHURE WIRELESS ULX SM58 5 SHURE SM58 1 SHURE BETA58 11 SHURE SM57 1 SHURE BETA91 1 SHURE BETA52 2 SHURE SM81 1 AKG C451 3 SENNHEISER E604 2 EV DS35 3 EV N/D4088 1 AKG C1000 1 AKG D112 2 CROWN PZM6 1 SENNHEISER MD441U 2 SENNHEISER MD421
D.I. BOXES	6 PASSIV D.I.'S 6 BSS ACTIV D.I.'S 1 QUAD. ACTIV D.I.
CABLES AND ADAPTER	NEARLY EVERYTHING

DJING

DISCO MIXER

1 PIONEER DJM 500
1 PIONEER DJM 600
1 VESTAX PCM-07 PRO

CD-PLAYER

2 PIONEER CDJ 100S
2 PIONEER CDJ500

TURNTABLES

6 TECHNICS MK II

PICKUPS

ORTOFON NIGHTCLUB E

LIGHTS

FOR GENERAL SETUP CHECK DETAILS ON PAGE 5 AND 6.

POWERSUPPLY	10XCEE 32 IN 5M RANGE TO THE STAGE
LIGHTING BARS	DIV 2 INCH BARS, 3.47M ABOVE THE FLOOR 2 QUADRIC TRUSS CONTRUCTIONS ON MOTORLIFT OVER THE STAGE
DESK	AVOLITES PEARL EXPERT TITAN
DIMMER	2 STRAND ACT 6 WITH 6X10 AMPS 2 BOTEX DPX 620 WITH 6X20 AMPS 6 SHOWTEC DPX 620 WITH 6X20 AMPS 27 PATCHLINES INTO THE ROOM
DMX LINES	2 LINES FOH - DIMMER 2 LINES DIMMER - FRONT OF STAGE 2 LINES DIMMER - AUDIENCE

STAGE

SPOTS	8 PC-SPOTS 1000W 6 PC-SPOTS 650W 6 SIX-PAR 64 CP61/CP62 8 PAR 64 CP 62 FLOOR LONG NOSE 4 PAR 64 CP 61 FLOOR SHORT NOSE 2 FLOODLIGHT 500W 2 ZOOM PROFILERS 650W 4 ALTMANN PROFILERS 1000W 4 SETS OF ACL- FOUR BARS PAR 64 2 QUAD. BLINDERS 2000W
EFFECTS	4 ROBE TX SERIES MOVING HEADS 250W HMI 4 CLAY PAKY MINIHPE SCANNER 300W HMI 1 SGM STROBOSCOPE 1500W DMX 1 JEM ZR 33 FOGMACHINE DMX 2 FANS (DIMABLE)

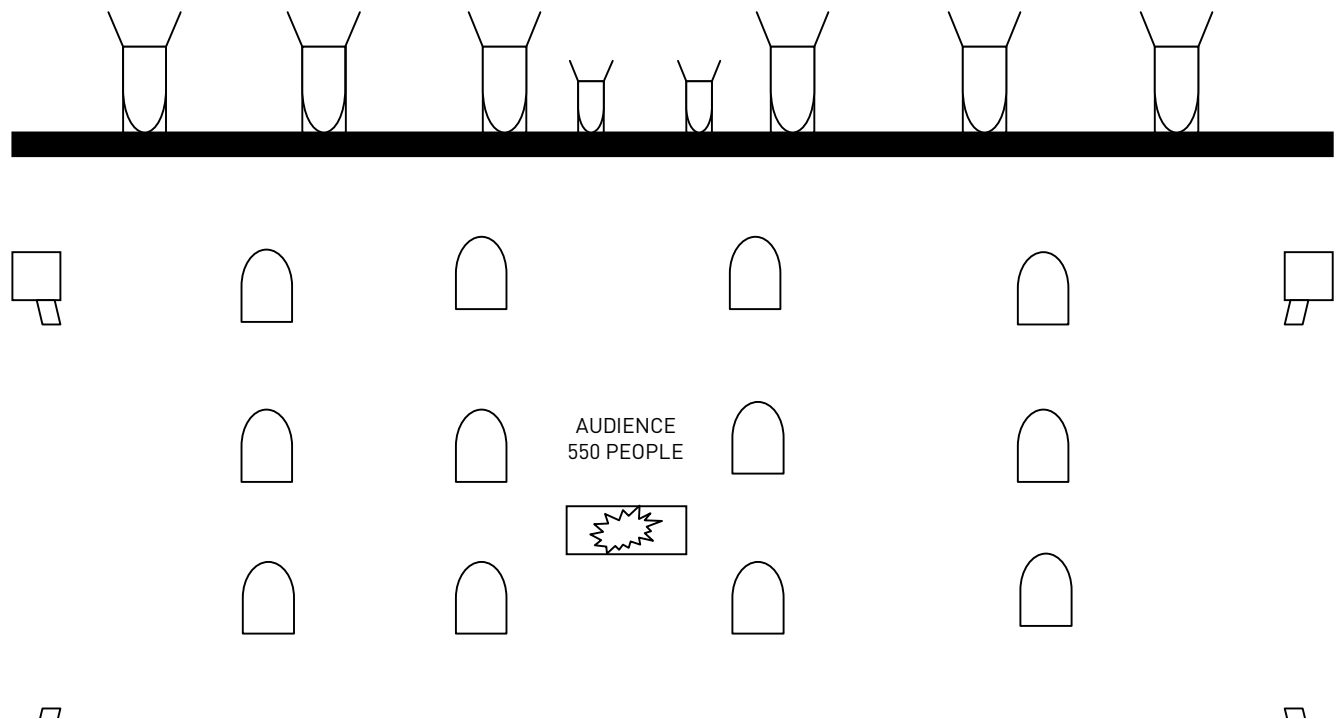
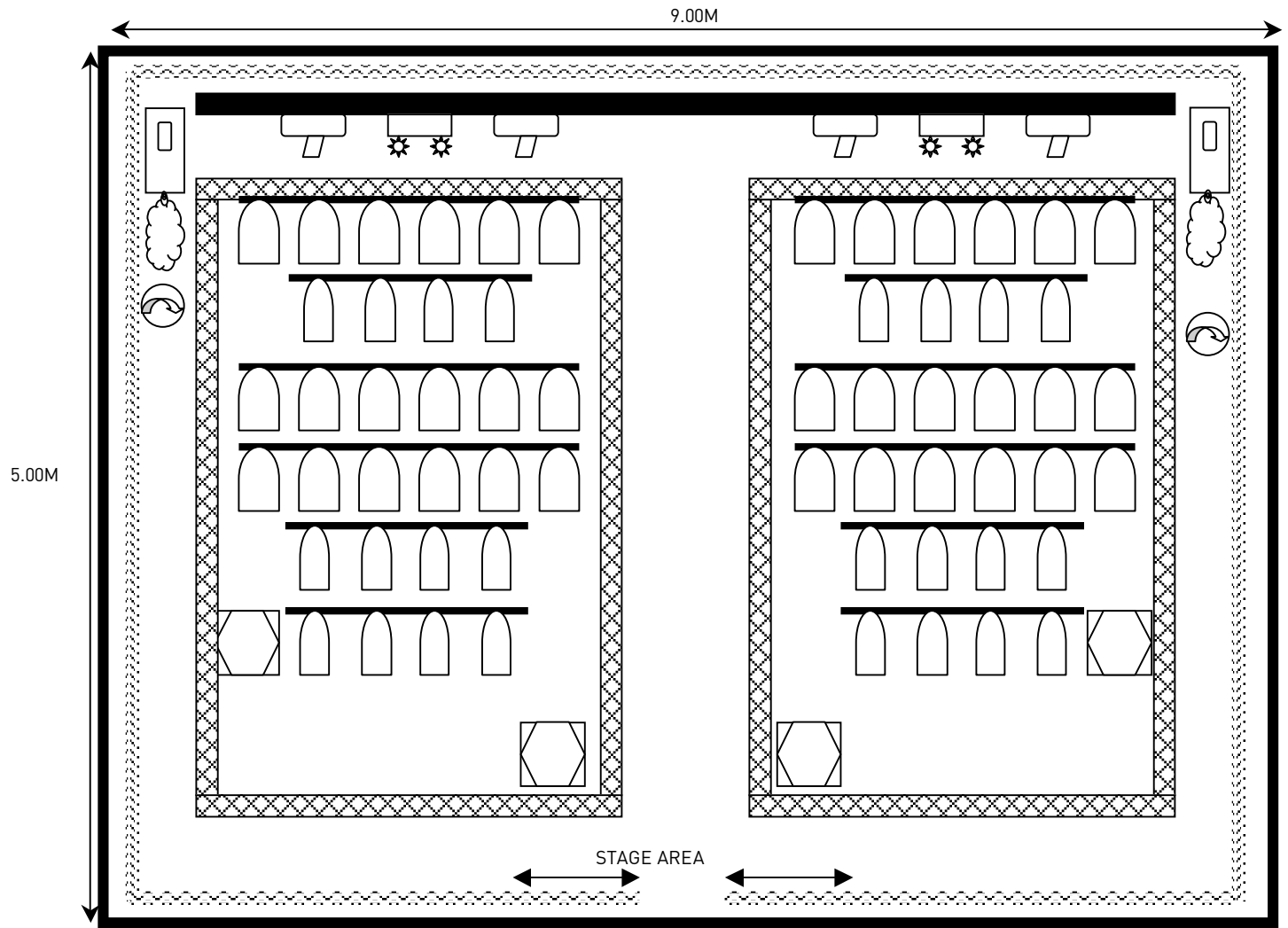
AUDIENCE

SPOTS	12 PAR 64 CP 62 LONG NOSE 4 PAR64 RAYLIGHT LONG NOSE 12 PAR30 LONG NOSE (COLOUMS)
EFFECTS	4 SGM VICTORY II 250 SCANNER 250W 1 SMOKE FACTORY DATA II FOGMACHINE DMX 2 MARTIN ACROBAT MIRROR DRUM EFFECT 1 MIRRORBALL 40CM

VIDEO

SCREEN

1 STUMPF 2.2X2.9M MOBILE FRONTPRO
1 4X3M 1 4X3M FRONTPRO (MONTED FIXED IN THE AUDIENCE)



LIGHTS IN STAGE AREA

BASIC SETUP (HAVE A LOOK AT THE SPEC. LIST FOR MORE)



ROBE SPOT 250XT MOVING HEAD

DMX CHANNELS:
 PAN
 TILT
 FINE PAN
 FINE TILT
 PAN/TILT SPEED
 FANS, ON/OFF LAMP
 COLOURS
 NO FUNCTION
 PRISM
 PRISM ROTATION
 ROTATING GOBOS
 ROT GOBO ROTATION



CLAY PAKY MINIHPE SCANNER

DMX CHANNELS:
 COLOUR
 GOBO ROTATION
 GOBO
 DIMMER/SHUTTER
 PAN
 TILT
 EFFECTS



JEM ZR 33 HI-MASS SMOKE MACHINE

DMX CHANNELS:
 SMOKE OUTPUT



SGM FLASHER DMX 1.5 STROBO

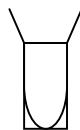
DMX CHANNELS:
 DIMMER
 STROBE

SMOKE FACTORY DATA II

DMX CHANNELS:
 PRESSURE
 FAN



6 x 1KW PAR 64 CP 62 HARTING



PC 1KW WITH BARNDOORS



4 x 250W PAR 64 ACL



PC 500W WITH BARNDOORS



BLINDER 4 LAMPS / 2 CHANNELS



FAN VARIOUS SPEED




LIGHTING BAR 2 INCH



TRUSS



BLACK CURTAIN/MOLTON



MOVING MAIN CURTAIN

LIGHTS IN AUDIENCE



SGM VICTORY II 250 SCANNER

DMX CHANNELS:
 DIMMER
 COLOUR
 GOBO
 SHUTTER
 PAN
 TILT
 GOBO ROTATION
 PALETTE
 PRISM AND PRISM ROTATION



1KW PAR 64 CP 62

DMX PATCH

THERE ARE 2 SEPARATE DMX LINES FROM THE LIGHT DESK TO THE STAGE

DMX LINE 1 IS NORMALLY USED FOR THE DIMMER SECTION

DMX LINE 2 IS NORMALLY USED FOR ALL MOVING LIGHTS INCLUDING THOSE IN THE AUDIENCE